


21 STORIES WITH S.T.E.M. CHALLENGES



Name: _____ Date: _____

READING COMPREHENSION & S.T.E.M. Challenge

Sid and his brother left their mother's house and wanted to build a house. They walked into the forest and decided to chop down a tree. They used a string to build a house for their new house. They used the string to build their new house. They used the string to build their new house.

1. Why do Sid and his brother need a new house? _____
2. What do you think they used the string for? _____

➤ **S.T.E.M. Challenge**

USE THE MATERIALS TO BUILD A HOUSE FOR SID AND HIS BROTHER THAT WILL NOT LEAK WHEN IT RAINS.

Name: _____ Date: _____

READING COMPREHENSION & S.T.E.M. Challenge

Beth was on a slide. She was having fun. She was having fun. She was having fun.

1. What was one thing Beth did not like about the slide? _____
2. Why did Beth love going outside for recess? _____

➤ **S.T.E.M. Challenge**

USE THE MATERIALS TO DESIGN A SLIDE THAT BETH WOULD LOVE TO SLIDE DOWN.

Name: _____ Date: _____

READING COMPREHENSION & S.T.E.M. Challenge

Skunk and Fox were best friends. They played in the forest every day. They ate lunch together by the lake every afternoon. One day Fox told Skunk some bad news. Skunk was very sad. Skunk was very sad. Skunk was very sad.

1. What are two things Fox and Skunk did each day? _____
2. Why was Skunk sad? _____

➤ **S.T.E.M. Challenge**

USE THE MATERIALS TO CREATE A BOAT THAT SKUNK AND FOX CAN USE TO CROSS THE LAKE.

Name: _____ Date: _____

READING COMPREHENSION & S.T.E.M. Challenge

Dan and Meg were looking for treasure. They were looking for treasure. They were looking for treasure.


USE THE MATERIALS TO BUILD A CROW'S NEST THAT DAN AND MEG CAN USE TO LOOK FOR TREASURE.

SKETCH YOUR IDEAS BELOW

➤ **S.T.E.M. Challenge**

USE THE MATERIALS TO BUILD A CROW'S NEST THAT DAN AND MEG CAN USE TO LOOK FOR TREASURE.

coming and she didn't have a house to live in. She flew to a beehive and tried to go inside, but it was too sticky. She flew down to a lake and went underwater, but she couldn't hold her breath very long. Robin flew into a big, dark cave, but it was so scary inside. A few weeks later, she was still looking for a house. She looked around and then started to smile. She found a house that was perfect for her! It was just in time, too. A snowflake fell to the ground.



READING COMPREHENSION

& S.T.E.M. Challenge



Reading Comprehension and STEM Challenges are combined in this fun and amazingly engaging resource.

Your students will beg you to assign these activities!

Students will read a short story and answer two comprehension questions about the text. After that, students will be so excited to engage in a S.T.E.M. project that is related to a problem the character(s) faced in the story. Each story also includes a sheet for students to plan their designs as well as a follow up question about the S.T.E.M. project.

Have fun learning! - Naomi



READING COMPREHENSION

& S.T.E.M. Challenge

After each challenge, I've included a list of suggested materials for students to use for the challenge. Put out as much or as little as you want. I suggest giving students access to multiple materials so they can get really creative when they are deciding which materials will best fit their needs.

Encourage them to put a lot of thought into their planning to make sure their creations will be really useful for the problems the characters in each story are having.



List of S.T.E.M. Materials

Stock up on anything your kids could use!

- . Cupcake liner
- . Rubber bands
- . Popsicle sticks
- . Tape
- . Cotton balls
- . Plastic cups
- . Magnets
- . Paper plates
- . Q-tips
- . Index cards
- . Playing cards
- . Tooth picks
- . Straws
- . Coffee filters
- . Ziploc bags
- . Construction paper
- . Poster board
- . Envelopes
- . Brown paper bags
- . Yarn
- . String
- . Paper clips
- . Paper bowls
- . Foil paper

*These should all be available at the Dollar Tree!

Name: _____ Date: _____

READING COMPREHENSION

& S.T.E.M. Challenge

Sid and his brother left their mother's house. They wanted to build a house of their own. They walked into the forest and used an axe to chop down some trees. They used some string and the wood from the trees to build a small house. The first night in their new house, it rained a lot. Water dripped from the ceiling. Sid and his brother were wet and cold all night. The next morning, Sid and his brother decided they needed a new house. They wanted to build a house that wouldn't leak when it rained.



1. Why do Sid and his brother need a new house? _____

2. Where did they get the wood from? _____



S.T.E.M. Challenge

USE THE MATERIALS TO
BUILD A HOUSE FOR SID AND
HIS BROTHER THAT WILL NOT
LEAK WHEN IT RAINS.

Name: _____ Date: _____

S.T.E.M. Challenge

USE THE MATERIALS TO
BUILD A HOUSE FOR SID AND
HIS BROTHER THAT WILL NOT
LEAK WHEN IT RAINS.

SKETCH YOUR IDEAS BELOW.



How would your structure help Sid and his brother?

Suggested Materials

- . POPSICLE STICKS
- . VELCRO DOTS
- . INDEX CARDS
- . TAPE
- . PIPE CLEANERS
- . CONSTRUCTION PAPER
- . LEGO BLOCKS



Name: _____ Date: _____

READING COMPREHENSION

& S.T.E.M. Challenge

Beth loved going outside for recess. Her favorite thing to do at recess was go down the slide. Beth waited in line, climbed up the ladder, and then slid down the slide over and over again each day at recess. Beth loved sliding, but she wished the ride down the slide lasted longer. The slide at school was pretty short. Beth spent more time standing in line and climbing up the ladder, than she did going down the slide. *"If I could make a slide, it would stretch across the entire playground!"* Beth thought.



1. What was one thing Beth did not like about the slide? _____

2. Why did Beth love going outside for recess? _____



S.T.E.M. Challenge

USE THE MATERIALS TO
DESIGN A SLIDE THAT
BETH WOULD LOVE TO
SLIDE DOWN.

Name: _____ Date: _____

S.T.E.M. Challenge

USE THE MATERIALS TO
DESIGN A SLIDE THAT
BETH WOULD LOVE TO
SLIDE DOWN.

SKETCH YOUR IDEAS BELOW.



Why would Beth love your
slide?

READING COMPREHENSION

& S.T.E.M.
Challenge

Suggested Materials

- . POPSICLE STICKS
- . VELCRO DOTS
- . TAPE
- . PIPE CLEANERS
- . CONSTRUCTION PAPER
- . PLAYDOH




Name: _____ Date: _____

READING COMPREHENSION

& S.T.E.M. Challenge

Fox and Skunk were best friends. Every day they played in the forest together. They ate lunch together by the lake each afternoon. One day Fox went over to Skunk's house. Fox was crying. He told Skunk some bad news. His family was moving across the lake and they wouldn't be able to play together anymore. Skunk was very sad too. Suddenly, Skunk had a great idea! Skunk and Fox made a plan to build something so they could travel quickly across the lake to visit each other each day.



1. What are two things Fox and Skunk did each day? _____

2. Why was Skunk sad?



S.T.E.M. Challenge


USE THE MATERIALS TO
CREATE SOMETHING FOX AND
SKUNK CAN USE TO QUICKLY
CROSS THE LAKE.

Name: _____ Date: _____

S.T.E.M. Challenge

USE THE MATERIALS TO
CREATE SOMETHING FOX AND
SKUNK CAN USE TO QUICKLY
CROSS THE LAKE.


SKETCH YOUR IDEAS BELOW.



How will Fox and Skunk use what you created?

Suggested Materials

- . FOIL PAPER
- . PIPE CLEANERS
- . TAPE
- . CONSTRUCTION PAPER
- . INDEX CARDS
- . TOOTH PICKS
- . PAPER BOWL




Name: _____ Date: _____

READING COMPREHENSION

& S.T.E.M. Challenge

Robin was very worried. Winter was coming and she didn't have a house to live in. She flew to a beehive and tried to go inside, but it was too sticky. She flew down to a lake and went underwater, but she couldn't hold her breath very long. Robin flew into a big, dark cave, but it was too scary inside. A few weeks later, she was still looking for a house. She looked around and then started to smile. She found a house that was perfect for her! It was just in time, too. A snowflake fell to the ground.



1. Why couldn't Robin live inside of the beehive? _____

2. Why was Robin worried at the beginning of the story?



S.T.E.M. Challenge

USE THE MATERIALS TO
DESIGN A HOUSE THAT
WOULD BE PERFECT FOR
ROBIN TO LIVE IN.


Name: _____ Date: _____



S.T.E.M. Challenge

USE THE MATERIALS TO
DESIGN A HOUSE THAT
WOULD BE PERFECT FOR
ROBIN TO LIVE IN.


SKETCH YOUR IDEAS BELOW.



Why is the house you designed the perfect place for Robin to live?

Suggested Materials

- . STICKS
- . YARN
- . POPSICLE STICKS
- . TOOTH PICKS
- . TAPE
- . VELCRO DOTS
- . PIPE CLEANERS



Name: _____ Date: _____

READING COMPREHENSION

& S.T.E.M. Challenge

Pirate Dan and Pirate Meg were sailing at sea, looking for treasure. They were following a treasure map they found in a chest at the bottom of the ocean. They had been sailing for a week when suddenly a storm began. There was wind, rain, and lightning all around them! A bright bolt of lightning struck the crow's nest and it fell in the sea! When the storm was over, Pirate Dan and Pirate Meg knew they needed to build a new crow's nest so that they could find the treasure.



1. What caused the crow's nest to fall into the sea? _____

2. Where did Meg and Dan find their map? _____



S.T.E.M. Challenge

USE THE MATERIALS TO
**BUILD A CROW'S NEST THAT
DAN AND MEG CAN USE TO
LOOK FOR TREASURE.**

Name: _____ Date: _____

➤ S.T.E.M. Challenge

USE THE MATERIALS TO
BUILD A CROW'S NEST THAT
DAN AND MEG CAN USE TO
LOOK FOR TREASURE.

How can Dan and Meg use
the crow's nest that you
built?

SKETCH YOUR IDEAS BELOW.



Suggested Materials

- PIPE CLEANERS
- CUPCAKE LINERS
- FOIL PAPER
- POPSICLE STICKS
- TAPE
- VELCRO DOTS
- POSTER BOARD



Name: _____ Date: _____

READING COMPREHENSION

& S.T.E.M. Challenge

Marcus, James, Layla, and Amy went outside on a wintry day. Marcus got a new sled for Christmas, and was excited to share it with his friends.

They pulled the sled up to the top of a very tall hill. Amy, Marcus, and Layla got on the sled and James gave them a push. At first, it was a lot of fun.

The sled went faster and faster and then it flipped over! The kids were okay, but the sled was broken. It hit a tree. *"Don't worry,*

Marcus. We'll make you a new one." Amy said.



1. Who was on the sled when it flipped over? _____

2. How do think Marcus felt when his sled broke? _____



S.T.E.M. Challenge

USE THE MATERIALS TO
CREATE A NEW SLED
FOR MARCUS AND HIS
FRIENDS TO USE.

Name: _____


Date: _____



S.T.E.M. Challenge

USE THE MATERIALS TO
CREATE A NEW SLED
FOR MARCUS AND HIS
FRIENDS TO USE.

SKETCH YOUR IDEAS BELOW.



A small illustration at the bottom of the grid shows a boy in a green hat and blue shirt pulling a sled. On the sled, three girls are sitting, wearing red, purple, and pink winter hats and coats.

Why will Marcus and his friends love the sled you created?

Suggested Materials

- . TOOTH PICKS
- . POPSICLE STICKS
- . YARN
- . PIPE CLEANERS
- . LEGO BLOCKS
- . PLAYDOH
- . PAPER PLATE



Name: _____ Date: _____

READING COMPREHENSION

& S.T.E.M. Challenge

Abby always wished that she could fly. That is why she loved swinging on the swings so much. She could close her eyes, swing really high, and pretend that she was flying. Abby also loved to swing with her little sister, Loni. Abby and Loni went to the park every day after school to swing. There was only one swing at the park, so Abby and Loni had to take turns using it. Abby wished that she could find a swing big enough to let her and Loni both swing together at the same time.



1. What does Abby love about swinging? _____

2. Why do Abby and Loni have to take turns swinging? _____



S.T.E.M. Challenge

USE THE MATERIALS TO
CREATE A SWING SET THAT
ABBY AND LONI CAN USE AT
THE SAME TIME.

Name: _____ Date: _____



S.T.E.M. Challenge

USE THE MATERIALS TO
CREATE A SWING SET THAT
ABBY AND LONI CAN USE AT
THE SAME TIME.

SKETCH YOUR IDEAS BELOW.



Why will Abby and Loni love
the swing you created?

READING COMPREHENSION

& S.T.E.M.
Challenge

Suggested Materials

- . RUBBER BANDS
- . PIPE CLEANERS
- . POPSICLE STICKS
- . LEGO BLOCKS
- . TAPE
- . CONSTRUCTION PAPER
- . PAPER CLIPS



Name: _____ Date: _____

READING COMPREHENSION

& S.T.E.M. Challenge

Noah woke up in the morning to get ready for school. He brushed his teeth, got dressed, and went to the kitchen to eat breakfast. Noah said bye to his mom and dad and started to walk out of the front door. When Noah took a step outside, he noticed it was raining. Noah went back inside to grab his umbrella. On the walk to school a huge gust of wind blew his umbrella into a tree! Noah ran the rest of the way to school, but he still got soaking wet. Noah knew he needed a new umbrella.



1. Why did Noah run the rest of the way to school? _____

2. What caused the umbrella to get stuck in a tree? _____



S.T.E.M. Challenge

USE THE MATERIALS TO
CONSTRUCT SOMETHING
FOR NOAH TO USE THE
NEXT TIME IT RAINS.

Name: _____ Date: _____

➤ S.T.E.M. Challenge

USE THE MATERIALS TO
CONSTRUCT SOMETHING
FOR NOAH TO USE THE
NEXT TIME IT RAINS.

SKETCH YOUR IDEAS BELOW.



How will the creation you constructed be useful to Noah?

Suggested Materials

- . FOIL PAPER
- . CONSTRUCTION PAPER
- . PIPE CLEANERS
- . TAPE
- . PLAYDOH
- . ZIPLOC BAG
- . TOOTH PICKS



Name: _____ Date: _____

READING COMPREHENSION

& S.T.E.M. Challenge

Jordan and her family went to the mountains one year for a family vacation. They went for a hike every morning and went fishing in the evening to catch their dinner. Jordan was not having very good luck catching any fish. She fished each evening for an entire week and didn't catch anything! Jordan's brother caught a lot of fish so he shared his fish with her. Jordan was upset that she didn't catch her own fish. On the drive home she thought of a way to catch more fish next time.



1. Where did Jordan and her family go for a vacation?

2. Why was Jordan feeling so upset? _____



S.T.E.M. Challenge

USE THE MATERIALS TO
DESIGN SOMETHING THAT
WILL HELP JORDAN CATCH
MORE FISH NEXT TIME.

Name: _____ Date: _____



S.T.E.M. Challenge

USE THE MATERIALS TO
DESIGN SOMETHING THAT
WILL HELP JORDAN CATCH
MORE FISH NEXT TIME.

SKETCH YOUR IDEAS BELOW.



How will your design help
Jordan catch more fish?

Suggested Materials

- . TOOTH PICKS
- . RUBBER BANDS
- . YARN
- . PIPE CLEANERS
- . POPSICLE STICKS
- . FOIL PAPER
- . ZIPLOC BAGS




Name: _____ Date: _____

READING COMPREHENSION

& S.T.E.M. Challenge

Farmer Brown woke up early one day to feed all of the animals on his farm. He fed the horses first. After that, he fed the goats. Then, he fed the ducks and the sheep. When Farmer Brown went to feed the chickens, he noticed that one was missing! He looked in the barn and down by the pond, but he could not find the missing chicken.

Farmer Brown heard some clucking from above. He looked up and saw his missing bird in a tree. Farmer Brown came up with a plan to get it down.



1. Which animals did Farmer Brown feed third? _____

2. Why did Farmer Brown hear clucking from above? _____



S.T.E.M. Challenge


USE THE MATERIALS TO
BUILD SOMETHING THAT WILL
HELP FARMER BROWN GET
HIS MISSING CHICKEN.

Name: _____ Date: _____

S.T.E.M. Challenge

USE THE MATERIALS TO
BUILD SOMETHING THAT WILL
HELP FARMER BROWN GET
HIS MISSING CHICKEN.


SKETCH YOUR IDEAS BELOW.

A cartoon illustration of a farmer named Farmer Brown. He has a round, orange face with a wide, happy smile showing his teeth. He has spiky, curly hair on top of his head. He is wearing a red bandana with white polka dots around his neck and blue overalls. He is holding a silver pitchfork in his right hand. He is standing at the bottom right corner of the grid.

How will Farmer Brown use what you built to rescue his chicken?

Suggested Materials

- . TOOTH PICKS
- . YARN
- . PIPE CLEANERS
- . POPSICLE STICKS
- . FOIL PAPER
- . CONSTRUCTION PAPER
- . COTTON BALLS



Name: _____ Date: _____

READING COMPREHENSION

& S.T.E.M. Challenge

Akilah and Mazi walked to school one morning. They walked a very long way to get there. They went across the bridge, past the trees, and up the rocky hill. Akilah and Mazi had a great day at school. In the afternoon, they headed back home. They went down the rocky hill and past the trees, but when they got to the bridge it was broken! Akilah and Mazi did not want to walk all the way around because it would take too long. They looked around for things to rebuild the bridge with.



1. Describe where the school is located. _____

2. How do you think they felt when the bridge was broken?



S.T.E.M. Challenge

USE THE MATERIALS TO
**BUILD A BRIDGE THAT AKILAH
AND MAZI CAN USE TO GET
HOME QUICKLY.**


Name: _____ Date: _____



S.T.E.M. Challenge

USE THE MATERIALS TO
**BUILD A BRIDGE THAT AKILAH
AND MAZI CAN USE TO GET
HOME QUICKLY.**

SKETCH YOUR IDEAS BELOW.



How will your bridge be
useful to Akilah and Mazi?

Suggested Materials

- . TOOTH PICKS
- . YARN
- . PIPE CLEANERS
- . POPSICLE STICKS
- . FOIL PAPER
- . LEGO BLOCKS
- . PAPER CLIPS



Name: _____ Date: _____

READING COMPREHENSION

& S.T.E.M. Challenge

Juan was in a mariachi band. A mariachi band is a type of musical group that started in Mexico. Juan played the guitar in the band. Juan's band was playing at a fiesta. A fiesta is a celebration or a party. After the first song was over, Juan put his guitar down to go get a drink of water. When he came back to play the next song, he saw that his guitar was missing! Juan didn't know what to do. It was almost time to play the next song and he needed an instrument to play.



1. Why did Juan put his guitar down? _____

2. How do you think Juan felt at the end of the story? _____



S.T.E.M. Challenge

USE THE MATERIALS TO
CREATE AN INSTRUMENT
THAT JUAN CAN USE TO PLAY
AT THE FIESTA.

Name: _____ Date: _____



S.T.E.M. Challenge

USE THE MATERIALS TO
CREATE AN INSTRUMENT
THAT JUAN CAN USE TO PLAY
AT THE FIESTA.

SKETCH YOUR IDEAS BELOW.



How will your instrument
be useful to Juan?

READING COMPREHENSION

& S.T.E.M.
Challenge

Suggested Materials

- . POPSICLE STICKS
- . STRAWS
- . RUBBER BANDS
- . PIPE CLEANERS
- . VELCRO DOTS
- . TAPE
- . CONSTRUCTION PAPER



Name: _____ Date: _____

READING COMPREHENSION

& S.T.E.M. Challenge

Shantay loved to swim. She went to the beach every summer and swam all day long. One summer something terrible happened. Shantay's family moved far away from the beach and they couldn't go there for summer vacation anymore. Shantay was so upset. For her birthday, she asked her parents to buy her a swimming pool with a diving board on it and a slide that went into the pool. Her parents knew how much she loved swimming, so they said yes! Shantay was thrilled!



1. What do you think thrilled means? _____

2. Why was moving a problem for Shantay? _____



S.T.E.M. Challenge


USE THE MATERIALS TO DESIGN A POOL THAT WOULD BE THE PERFECT PRESENT FOR SHANTAY'S BIRTHDAY.

Name: _____ Date: _____

➤ S.T.E.M. Challenge

USE THE MATERIALS TO
DESIGN A POOL THAT WOULD
BE THE PERFECT PRESENT
FOR SHANTAY'S BIRTHDAY.

SKETCH YOUR IDEAS BELOW.



Why do you think your design will be perfect for Shantay?

Suggested Materials

- . PAPER BOWL
- . LEGO BLOCKS
- . PIPE CLEANERS
- . VELCRO DOTS
- . FOIL PAPER
- . CONSTRUCTION PAPER
- . PLAYDOH



Name: _____ Date: _____

READING COMPREHENSION

& S.T.E.M. Challenge

Bear and Beaver were really good friends. They lived together in a cave that was in a forest. Bear and Beaver had a big problem. They both snored really loud and always woke each other up. They were so tired every morning. One day Bear told Beaver that something needed to change so that he could get some sleep. Beaver told Bear that he wanted to get some sleep too. They both decided to find a new house that they could share, but would also let them get some sleep.



1. Why were they so tired every morning? _____

2. Where do Bear and Beaver live? _____



S.T.E.M. Challenge

USE THE MATERIALS TO
CREATE A HOME THAT BEAR
AND BEAVER CAN GET SOME
SLEEP IN.

Suggested Materials

- . FOIL PAPER
- . PLASTIC CUPS
- . TOOTH PICKS
- . PIPE CLEANERS
- . LEGO BLOCKS
- . COFFEE FILTER
- . PLAYING CARDS




Name: _____ Date: _____

READING COMPREHENSION

& S.T.E.M. Challenge

Molly sat in her nest keeping her eggs warm. She was so excited to meet her baby birds. A few days later, all four of her babies hatched! Molly flew off to find them some food to eat. When Molly came back to the nest, she was surprised. Her nest was empty! She looked around and saw that her little babies had fallen out of the nest and were on the ground below. She flew them back up, one by one. Molly was too afraid to leave them alone again.



1. Why was Molly surprised when she came back? _____

2. Why is Molly afraid to leave them alone? _____



S.T.E.M. Challenge

USE THE MATERIALS TO
CONSTRUCT SOMETHING
THAT WOULD BE USEFUL
FOR MOLLY TO USE.

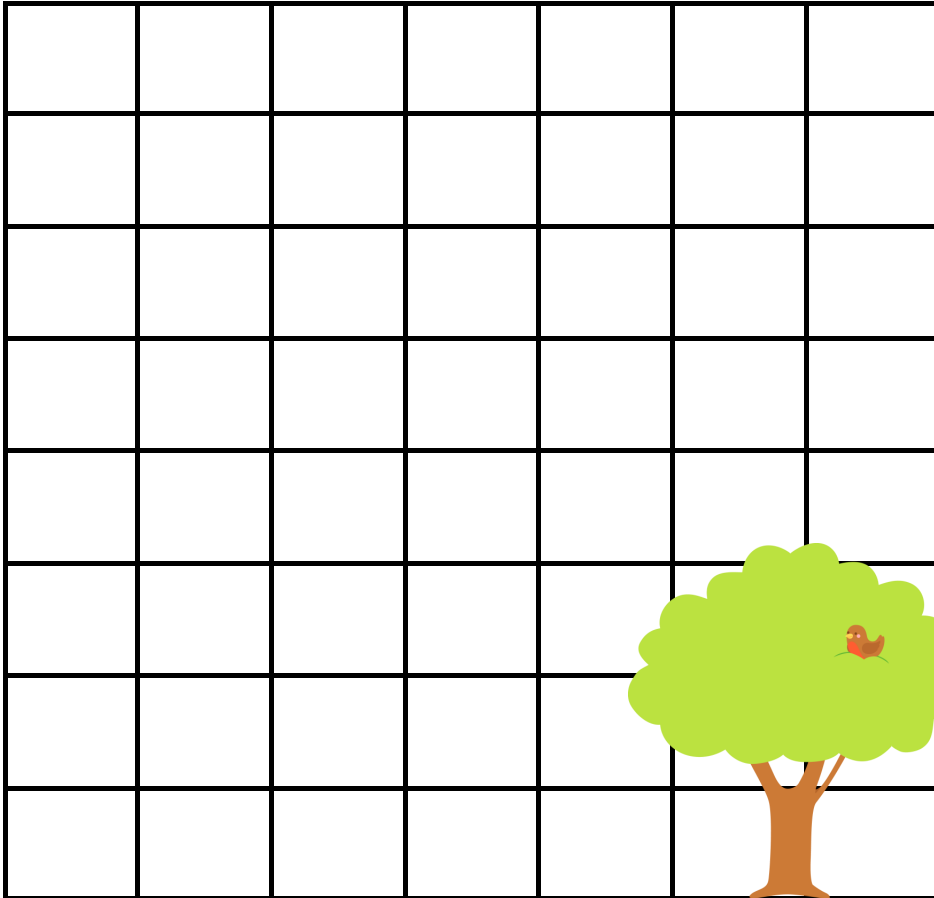
Name: _____ Date: _____



S.T.E.M. Challenge

USE THE MATERIALS TO
CONSTRUCT SOMETHING
THAT WOULD BE USEFUL
FOR MOLLY TO USE.


SKETCH YOUR IDEAS BELOW.



How will your creation be helpful to Molly?

Suggested Materials

- . PLAYDOH
- . ZIPLOC BAG
- . COFFEE FILTER
- . YARN
- . TOOTH PICKS
- . COTTON BALLS
- . INDEX CARDS




Name: _____ Date: _____

READING COMPREHENSION

& S.T.E.M. Challenge

Maria was born with Cerebral palsy. That means that her brain had trouble telling her muscles what to do, so she could not walk. Maria used crutches to get around. Maria loved being able to move around with her crutches to play with her friends, but sometimes she wished that she could move faster. Whenever her friends played Tag, she always got tagged. Maria asked her dad to help her create something that would help her move around faster so she could play tag with her friends.



1. Why does Maria have to use crutches to walk? _____

2. Why does Maria want to move faster? _____



S.T.E.M. Challenge


USE THE MATERIALS TO
CREATE SOMETHING THAT
WOULD HELP MARIA MOVE
AROUND FASTER.

Name: _____ Date: _____

➤ S.T.E.M. Challenge

USE THE MATERIALS TO
CREATE SOMETHING THAT
WOULD HELP MARIA MOVE
AROUND FASTER.


SKETCH YOUR IDEAS BELOW.



How will your creation help
Maria when she plays tag?

Suggested Materials

- . PLAYDOH
- . COTTON BALLS
- . PIPE CLEANERS
- . PAPER CLIPS
- . CUPCAKE LINER
- . LEGO BLOCKS



Name: _____ Date: _____

READING COMPREHENSION

& S.T.E.M. Challenge

Alex woke up early one morning and put on his rubber boots. He grabbed his net and ran down to the pond behind his house. Alex was looking for frogs to catch. He sat behind a bush in the mud. He watched the frogs near the pond hop around looking for bugs to eat. A small frog hopped near Alex. It hopped onto a rock that was right in front of the bush that Alex was hiding behind. Alex quickly swung his net down to catch the frog! Alex lifted the net, but the frog fell out of a hole in the bottom.



1. Why did Alex put on rubber boots? _____

2. How do you think Alex was feeling at the end? _____



S.T.E.M. Challenge


USE THE MATERIALS TO
BUILD SOMETHING THAT
WILL HELP ALEX CATCH A
FROG AND KEEP IT.

Name: _____ Date: _____

S.T.E.M. Challenge

USE THE MATERIALS TO
BUILD SOMETHING THAT
WILL HELP ALEX CATCH A
FROG AND KEEP IT.


SKETCH YOUR IDEAS BELOW.



Why will Alex love your
creation?

Suggested Materials

- . PIPE CLEANERS
- . TOOTH PICKS
- . POPSICLE STICKS
- . COFFEE FILTERS
- . INDEX CARDS
- . RUBBER BANDS
- . PAPER PLATES



Name: _____ Date: _____

READING COMPREHENSION

& S.T.E.M. Challenge

Jake walked to school every day. He hated it! He walked very slow and he was always late to class. When he got to his classroom, his teacher would always ask why he was so late. Jake told her it was because his legs could not walk any faster. Jake's teacher told him that the class was going to have a party on Friday morning. Jake knew that if he didn't get there on time, he would miss the party. He started to think of a plan to help himself get to school on time for the party.



1. Why did Jake hate walking to school? _____

2. Why did Jake start thinking of a plan? _____



S.T.E.M. Challenge


USE THE MATERIALS TO
CREATE SOMETHING THAT
JAKE CAN USE TO GET TO
SCHOOL ON TIME.

Name: _____ Date: _____

➤ S.T.E.M. Challenge

USE THE MATERIALS TO
CREATE SOMETHING THAT
JAKE CAN USE TO GET TO
SCHOOL ON TIME.

SKETCH YOUR IDEAS BELOW.



How will your creation help
Jake get to school on time
for the party?

Suggested Materials

- . COTTON BALLS
- . PIPE CLEANERS
- . PAPER CLIPS
- . POPSICLE STICKS
- . PLAYING CARDS
- . TAPE
- . CUPCAKE LINERS



Name: _____ Date: _____

READING COMPREHENSION

& S.T.E.M. Challenge

LaNesha loved to pretend she could fly. She wanted to be a superhero when she grew up. Every day when LaNesha got home from school, she tied a towel around her neck, and pretended that it was a cape. She would jump off of her bed, jump off of the couch, and jump off of her bookshelf to pretend she could fly. One afternoon when she jumped off the bookshelf, she hurt her leg. She wished that she could have something that would help her fall slowly.



1. Why did LaNesha jump off of her bed? _____

2. Why does LaNesha want to fall slowly? _____



S.T.E.M. Challenge


USE THE MATERIALS TO
DESIGN SOMETHING THAT
WILL HELP LANESHA FALL
SLOWLY WHEN SHE JUMPS.

Name: _____ Date: _____

➤ S.T.E.M. Challenge

USE THE MATERIALS TO
DESIGN SOMETHING THAT
WILL HELP LANESHA FALL
SLOWLY WHEN SHE JUMPS.

SKETCH YOUR IDEAS BELOW.



How will your design help
LaNesha the next time she
jumps off of something?

Suggested Materials

- . COFFEE FILTERS
- . FOIL PAPER
- . RUBBER BANDS
- . CUPCAKE LINERS
- . INDEX CARDS
- . YARN /STRING
- . STRAWS




Name: _____ Date: _____

READING COMPREHENSION

& S.T.E.M. Challenge

Jamal was a messy boy. He tried his best, but his room was always dirty. There were dirty socks hanging from the fan, toys under the bed, and clothes on top of the television! Jamal was looking through a magazine one day when he saw an ad for a robot that cleans rooms. He ordered it right away. Jamal was so excited when the robot arrived in the mail. It washed his socks, put away his toys, and folded his clothes! One night, Jamal accidentally spilled water on his robot and it stopped working.



1. Why did Jamal order the robot right away? _____

2. How do you think Jamal felt at the end? _____



S.T.E.M. Challenge


USE THE MATERIALS TO
CREATE A NEW ROBOT THAT
JAMAL WILL LOVE AND
WON'T BREAK.

Name: _____ Date: _____

➤ S.T.E.M. Challenge

USE THE MATERIALS TO
CREATE A NEW ROBOT THAT
JAMAL WILL LOVE AND
WON'T BREAK.


SKETCH YOUR IDEAS BELOW.



Explain how the robot you created is perfect for Jamal.

Suggested Materials

- . FOIL PAPER
- . PIPE CLEANERS
- . STRAWS
- . PLASTIC CUPS
- . POPSICLE STICKS
- . CUPCAKE LINERS
- . LEGO BLOCKS



Name: _____ Date: _____

READING COMPREHENSION

& S.T.E.M. Challenge

Cat and Dog were so excited that Christmas was coming. They set up their tree on December 1st. They were very excited to see what Santa would leave under the tree for them. One night when Dog was trying to start a fire in the fireplace, a spark landed on the tree and the entire tree burned up before Dog and Cat used enough water to put it out. Dog and Cat were devastated! They were worried that they would not receive any gifts.



1. Why is having a tree very important to Dog and Cat?

2. What caused the tree to burn up? _____



S.T.E.M. Challenge


USE THE MATERIALS TO
CREATE SOMETHING THAT
WILL BE A SOLUTION TO DOG
AND CAT'S PROBLEM.

Name: _____ Date: _____

➤ S.T.E.M. Challenge

USE THE MATERIALS TO
CREATE SOMETHING THAT
WILL BE A SOLUTION TO DOG
AND CAT'S PROBLEM.

SKETCH YOUR IDEAS BELOW.



Explain how your creation
is a solution to Dog and
Cat's problem.

Suggested Materials

- . CONSTRUCTION PAPER
- . COFFEE FILTERS
- . POPSICLE STICKS
- . CONSTRUCTION PAPER
- . PAPER CUPS
- . PAPER CLIPS



What other skill does your class need practice with?



The Fraction Pizzeria
By: Naomi O'Brien

START

Business Hours

Monday	9:00 - 5:00
Tuesday	9:00 - 5:00
Wednesday	9:00 - 5:00
Thursday	9:00 - 5:00
Friday	9:00 - 5:00
Saturday	9:00 - 5:00
Sunday	9:00 - 5:00

Open

By: Naomi O'Brien



Making Inferences
Curiouser & Curiouser
START

By: Naomi O'Brien



Sequence of Events
Game Show
By: Naomi O'Brien



Camp Smarty Kids
Fill in the Blank
By: Naomi O'Brien

START



By: Naomi O'Brien

Cause & Effect
Game Show
START



Finding the Main Idea & Highlighting the Details



Argh! By: Naomi O'Brien

Consonant Blends
Game Show
START



Happily Ever After:
Fact & Opinion
By: Naomi O'Brien




Simile Sally
Metaphor Mike
Iggy Idiom
Ollie Onomatopoeia
Personification Pete
Hyperbole Helen

The Figurative Friends
By: Naomi O'Brien

Thank you for your download!

TERMS OF USE: □ Copyright 2015. Read Like a Rock Star! All rights reserved. Permission is granted to copy pages specifically designed for student or teacher use by the original purchaser or licensee. The reproduction of any other part of this product is strictly prohibited. Copying any part of this product and/or placing it on the Internet in any form (even a personal/classroom website) is strictly forbidden. Doing so is a violation of the Digital Millennium Copyright Act (DMCA).

Credits



Creator

